


**BEYOND SURGICAL BOUNDARIES:  
CRAFTING EXCELLENCE IN MIS**



**FEBRUARY 5, 6, & 7, 2026**

A project of

**mis ACADEMY**



# ENDO DUBAI 10<sup>TH</sup> EDITION

- DETAILED AGENDA -



FEBRUARY 5

DAY 1


THURSDAY

A project of

mis ACADEMY

DAY 1   Thursday   February 5, 2026					Color Category: <div><div></div> Live Surgery</div> <div><div></div> HOT Session</div> <div><div></div> Signature Master Class</div> <div><div></div> Ceremony</div>			
TIME	BALLROOM 1		BALLROOM 2	BREAKOUT ROOM 1	BREAKOUT ROOM 2	EXCLUSIVE ROOM	BREAKOUT ROOM 3	
	<div>LIVE SURGICAL MARATHON</div> <div><div>Latifa Hospital OT3</div><div>Outsource</div><div>Latifa Hospital OT5</div></div> <div><div>Surgeons:</div><div>ENDOMETRIOSIS: Pr. Arnaud Wattiez (UAE) 4DryField</div><div><div></div><div>MYOMECTOMY: Dr. Zeinab Hakim (UAE) Dr. Hanan Gharbi (UAE)</div><div>SCLECTROTHERAPY: Dr. Basma Almamari (UAE)</div><div>PROLAPSE: Dr. Gabriele Centini (Italy)</div><div>ROBOTIC COLORECTAL RESECTION: Pr. Aleksander Popov (Russia)</div><div>BURCH: Pr. Arnaud Wattiez (UAE)</div><div>HYSTEROSCOPY - TBC: Pr. Stefano Bettocchi (Italy)</div><div>HYSTEROSCOPY - TBC: Dr. Shahrzad Ansari (Iran)</div><div>HYSTEROSCOPY - SYNECHIAE: Pr. Attilio Di Spiezio Sardo (Italy)</div><div>HYSTEROSCOPY - TBC: Dr. Shahrzad Ansari (Iran)</div><div>HYSTEROSCOPY - POLYPECTOMY MYOSURE Dr. Hanan Gharbi (UAE)</div><div>HOLOGIC</div><div>Chair &amp; Moderators: 9:00 AM TO 11:00 Pr. Errico Zupi (Italy) Pr. Vitaly Bezhenar (Russia) Pr. Keith Isaacson (USA) 11:00 AM TO 13:30 PM Dr. Denis Querleu (France) Pr. Nicolas Bourdel (France) 13:30 PM TO 16:00 PM Dr. Alberto Mattei (Italy) Dr. Brice Rodriguez (UK) 16:00 PM TO 17:30 PM Pr. Mohamed Mabrouk (UK) 17:30 PM TO 18:00 PM Pr. Arnaud Wattiez (UAE)</div><div>**SURGERY CASES and timing sequence are tentative. It can be modified based on the local situation</div><div>Our Diamond Partners:<div><div></div><div>Johnson &amp; Johnson MedTech</div></div></div></div></div>		PRE-CONGRESS WORKSHOPS					
8:00			REGISTRATION & BADGE COLLECTION OPENS AT 8:00 AM					
8:30			WELCOME REMARKS		WELCOME REMARKS			
9:00			<div>HOT (Hands-on Training) Workshop Hysteroscopy</div> <div>Theoretical - All groups</div> <div>Chair: Dr. Rudi Campo (Belgium) Pr. Attilio Di Spiezio Sardo (Italy)</div> <div>Faculties: Dr. Ursula Catena (Italy) Dr. Sharzad Ansari (Iran) Dr. Brunella Zanolfi (Italy) Dr. Evy Gillet (Belgium) Dr. Helena Van Kerrebroeck (Belgium)</div>		<div>HOT (Hands-on Training) Workshop Suturing</div> <div>GROUP 1 9:00 AM TO 11:30 AM</div> <div>Chair: Dr. Bedayah Amro (UAE)</div>	<div>Signature Masterclass "Uterine Myomas from A to Z: Precision Diagnosis, Timeless Techniques, and Emerging Therapies"</div> <div>Chair: Pr. Juan Gilabert (Spain) Pr. Ertan Saridogan (UK)</div> <div>Faculties: Pr. Ertan Saridogan (UK) Pr. Nicolas Bourdel (France) Pr. Juan Gilabert (Spain) Dr. Ibrahim Abd Elrahman (UAE) Dr. Wael Sammur (UAE)</div>	<div>Signature Masterclass "Frozen Pelvis: Unfreezing the Surgical Mindset"</div> <div>Chair: Pr. Mohamed Mabrouk (UK) Dr. Rodrigo Fernandes (Brazil)</div> <div>Faculties: Dr. Rodrigo Fernandes (Brazil) Pr. Mohamed Mabrouk (UK) Dr. Marco Puga (Chile)</div>	
10:30			COFFEE BREAK		COFFEE BREAK			
11:00	<div>HOT (Hands-on Training) Workshop Hysteroscopy</div> <div>GROUP 1 (11:00 AM TO 13:00 PM)</div> <div>Chair: Dr. Rudi Campo (Belgium), Pr. Attilio Di Spiezio Sardo (Italy) Pr. Grigoris Grimbizis (Greece) Pr. Osama Shawki (Egypt)</div> <div>Instructors: Pr. Giuseppe Biggati (Italy) Dr. Brunella Zizolfi (Italy) Dr. Zaki Sleiman (Lebanon) Dr. Ursula Catena (Italy) Dr. Evy Gillet (Belgium) Dr. Hao Zhang (China) Dr. Yehia Shawki (Egypt) Pr. Stefano Bettocchi (Italy) Dr. Sharad Ansari (Iran) Dr. Helena Van Kerrebroeck (Belgium)</div>		BREAK	<div>Signature Masterclass "Robotic"</div> <div>Chair: Dr. Denis Tsepov (UK)</div> <div>Faculties: Dr. Denis Tsepov (UK) Dr. Charlotte Maene (Belgium) Ms. Nadine Di-Donato (UK)</div>	<div>Signature Masterclass "The Innovation Panel: New Frontiers in Myoma Therapy"</div> <div>Chair: Pr. Juan Gilabert (Spain) Pr. Liselotte Mettler (Germany)</div> <div>Faculties: Pr. Jamal Aldeen Alkoteesh (UAE) Dr. Emilie Faller (France) Pr. Liselotte Mettler (Germany) Pr. Jamal Aldeen Alkoteesh (UAE) Pr. Igno Siebert (South Africa)</div>	<div>Signature Masterclass "Compartmental Mastery in Endometriosis Surgery: The Posterior Compartment in Endometriosis: Diagnosis and Surgical Strategy"</div> <div>PART 1</div> <div>Chair: Pr. Ewa Milnerowicz-Nabzdyk (Poland) Dr. William Kondo (Brazil)</div> <div>Faculties: Dr. Hanan Gharbi (UAE) Pr. Resad Paya Pasic (USA) Dr. William Kondo (Brazil) Pr. Ewa Milnerowicz-Nabzdyk (Poland)</div>		
11:30	LUNCH BREAK		LUNCH BREAK					
11:40	<div>HOT (Hands-on Training) Workshop Hysteroscopy</div> <div>GROUP 2 (13:30 PM TO 15:30 PM)</div> <div>Chair: Dr. Rudi Campo (Belgium), Pr. Attilio Di Spiezio Sardo (Italy) Pr. Grigoris Grimbizis (Greece) Pr. Osama Shawki (Egypt)</div> <div>Instructors: Pr. Giuseppe Biggati (Italy) Dr. Brunella Zizolfi (Italy) Dr. Zaki Sleiman (Lebanon) Dr. Ursula Catena (Italy) Dr. Evy Gillet (Belgium) Dr. Hao Zhang (China) Dr. Yehia Shawki (Egypt) Pr. Stefano Bettocchi (Italy) Dr. Sharad Ansari (Iran) Dr. Helena Van Kerrebroeck (Belgium)</div>		<div>HOT (Hands-on Training) Workshop Suturing</div> <div>GROUP 2 11:40 AM TO 14:10 PM</div> <div>Chair: Dr. Istvan Argay (Hungary)</div>	<div>Signature Masterclass "Difficult Hysterectomy"</div> <div>Chair: Dr. Razan Nasir (UAE)</div> <div>Faculties: Dr. Razan Nasir (UAE) Dr. Basma Al Maamari (UAE) Dr. Nour Abosada (UAE) Pr. Sven Becker (Germany)</div>	<div>Signature Masterclass "Laparoscopic Complications in Gynecologic Surgery - Prevention, Recognition, and Rescue"</div> <div>Chair: Pr. Resad Paya Pasic (USA) Dr. Antoine Watrelot (France)</div> <div>Faculties: Pr. Resad Paya Pasic (USA) Dr. Nassir Habib (France) Dr. Afshin Fazel (France) Dr. Antoine Watrelot (France)</div>	<div>Signature Masterclass "Compartmental Mastery in Endometriosis Surgery: The Lateral Compartment in Endometriosis: Diagnostic and Surgical Strategy"</div> <div>PART 2</div> <div>Chair: Dr. Alessandra Di Giovanni (Italy) Pr. Shailesh Puntambekar (India)</div> <div>Faculties: Dr. Alessandra Di Giovanni (Italy) Pr. Shailesh Puntambekar (India) Dr. Filipa Osorio (Portugal) Pr. Juan Gilabert (Spain)</div>		
12:30	COFFEE BREAK		COFFEE BREAK					
13:00	<div>HOT (Hands-on Training) Workshop Hysteroscopy</div> <div>GROUP 3 (16:00 PM TO 18:00 PM)</div> <div>Chair: Dr. Rudi Campo (Belgium), Pr. Attilio Di Spiezio Sardo (Italy) Pr. Grigoris Grimbizis (Greece) Pr. Osama Shawki (Egypt)</div> <div>Instructors: Pr. Giuseppe Biggati (Italy) Dr. Brunella Zizolfi (Italy) Dr. Zaki Sleiman (Lebanon) Dr. Ursula Catena (Italy) Dr. Evy Gillet (Belgium) Dr. Hao Zhang (China) Dr. Yehia Shawki (Egypt) Pr. Stefano Bettocchi (Italy) Dr. Sharad Ansari (Iran) Dr. Helena Van Kerrebroeck (Belgium)</div>		<div>HOT (Hands-on Training) Workshop Suturing</div> <div>GROUP 3 14:30 PM TO 17:00 PM</div> <div>Chair: Dr. Istvan Argay (Hungary)</div>	<div>Signature Masterclass "Pelvic Congestion Syndrome"</div> <div>Chair: Dr. Nour Abosada (UAE) Dr. Susana Maia (Portugal)</div> <div>Faculties: Dr. Zeinab Hakim (UAE) Dr. Ahmad Abdelmuhdi (UAE) Dr. Susana Maia (Portugal) Dr. Zeinab Hakim (UAE) Dr. Jinita Majithia (UAE) Dr. Nour Abosada (UAE) Dr. Ahmad Abdelmuhdi (UAE)</div>	<div>Signature Masterclass "Compartmental Mastery in Endometriosis Surgery: The Anterior Compartment in Endometriosis: Diagnosis, Dissection, and Reconstruction"</div> <div>PART 3</div> <div>Chair: Pr. Guenter Noe (Germany) Dr. William Kondo (Brazil)</div> <div>Faculties: Dr. Razan Nasir (UAE) Pr. Guenter Noe (Germany) Dr. William Kondo (Brazil)</div>			
13:30	COFFEE BREAK		COFFEE BREAK					
14:00	COFFEE BREAK		COFFEE BREAK					
14:30	COFFEE BREAK		COFFEE BREAK					
14:45	COFFEE BREAK		COFFEE BREAK					
15:00	COFFEE BREAK		COFFEE BREAK					
15:30	COFFEE BREAK		COFFEE BREAK					
15:45	COFFEE BREAK		COFFEE BREAK					
16:00	COFFEE BREAK		COFFEE BREAK					
16:30	COFFEE BREAK		COFFEE BREAK					
16:40	COFFEE BREAK		COFFEE BREAK					
17:00	COFFEE BREAK		COFFEE BREAK					
18:00	OPENING CEREMONY: Surgical Craftmanship   In Memoriam of Pr. Jacques Hamou & Madame Sybill Storz Chair: Dr. Muna Tahlak (UAE) & Pr. Arnaud Wattiez (UAE), Pr. Caterina Exacoustos (Italy), Pr. Philippe Koninckx (Belgium), Pr. Osama Shawki (Egypt), Dr. Antonio Setubal (Portugal)							
20:00	END OF THE DAY							

BALLROOM 1

BALLROOM 1			Day 1   9:00 AM to 18:00 PM	
SESSION TITLE:				
<div>LIVE SURGICAL MARATHON</div> <div>(Crafting Excellence In Minimally Invasive Surgery)</div> <div>**SURGERY CASES and timing sequence are tentative. It can be modified based on the local situation</div>				
TIME	SOURCE: LATIFA OT3 ANESTHETIST Dr. Kotsev Strahil (UAE)	SOURCE: LATIFA OT5 ANESTHETIST Dr. Ahmed Maher (UAE)	SOURCE: BROADCAST MAIN VENUE	CHAIR & MODERATOR
9:00	HYSTEROSCOPY 1 - SYNECHIAE Pr. Attilio Di Splezio Sardo (Italy)			9:00 AM TO 11:00 AM  Pr. Errico Zupi (Italy) Pr. Vitaly Bezhenar (Russia) Pr. Keith Isaacson (USA)
9:30	ENDOMETRIOSIS: Pr. Arnaud Wattiez (UAE) 4DryField  	MYOMECTOMY Dr. Zeinab Hakim (UAE) Dr. Hanan Gharbi (UAE)	Robotic Assisted Colo-rectal Resection Pr. Aleksander Popov (Russia)	
10:00				
11:00				
11:30		PROLAPSE: Dr. Gabriele Centini (Italy)		
12:00			SACROCOLPOPEXY Pr. Revaz Botchorishvili (France)	
13:00			BURCH: Pr. Arnaud Wattiez (UAE)	CANCER/ ENDOMETRIOSIS Pr. Vito Chiantera (Italy)
13:30				
14:00				
14:30		SCLEROTHERAPY: Dr. Basma Al Maamari (UAE)		16:00 PM to 17:30 PM  Pr. Mohamed Mabrouk (UK)
15:00				
15:30				
16:00	HYSTEROSCOPY 2 - TBC Dr. Shahrzad Ansari (Iran)	HYSTEROSCOPY 3 - POLYPECTOMY MYOSURE Dr. Hanan Gharbi (UAE) 	CANCER/ ENDOMETRIOSIS Dr. Francesco Fanfani (Italy)	17:30 PM to 18:00 PM  Pr. Arnaud Wattiez (UAE)
16:30				
17:00				
17:30	(END OF ALL SESSIONS)			
18:00	OPENING CEREMONY: Surgical Craftsmanship   In Memoriam of Pr. Jacques Hamou Chair: Dr. Muna Tahlak (UAE) & Pr. Arnaud Wattiez (UAE), Pr. Caterina Exacoustos (Italy), Pr. Osama Shawki (Egypt), Dr. Antonio Setubal (Portugal)			



## BALLROOM 2

BALLROOM 2		Day 1   8:30 AM to 10:30 AM
SESSION TITLE: <b>WS 1 &amp; 7</b> <b>HOT Hands-on Hysteroscopy</b> <b>Training Workshop (Theoretical - All Groups)</b>		CHAIR: Dr. Rudi Campo (Belgium) Pr. Attilio Di Spiezio Sardo (Italy) Pr. Osama Shawki (Egypt) Pr. Grigoris Grimbizis (Greece)
FACULTY	LECTURE TITLE	DURATION
Dr. Ursula Catena (Italy)	The Digital Hysteroscopic Clinic "The model for uterine diagnosis and treatment"	20 Mins
Dr. Sharzad Ansari (Iran)	IBS Shaver Indications and Technique	20 Mins
Dr. Brunella Zanolfi (Italy)	Mini Bipolar resectoscope Indications and Technique	20 Mins
Dr. Helena Van Kerrebroeck (Belgium)	Integrating hysteroscopy into IVF units: optimizing reproductive outcomes.	20 Mins
Dr. Evy Gillet (Belgium)	Adenomyosis: The new Hysteroscopic challenge.	20 Mins
All Faculties	Q&A Discussion	20 Mins
END - BREAK & TRANSITION TO THE NEXT GROUP		5 Mins
All Faculties	Practical and Hands on Session (each group)	120 Mins

### PRACTICAL HANDS-ON

11:00 AM to 13:00 PM (GROUP 1)

13:30 PM to 15:30 PM (GROUP 2)

16:00 PM to 18:00 PM (GROUP 3)

#### Instructors:

Station 1 : Shaver Polyp - Pr. Giuseppe Biggati (Italy)

Station 2 : Resectoscope - Dr. Brunella Zizolfi (Italy)

Station 3 : HYSTT 1 - Dr. Zaki Sleiman (Lebanon)

Station 4 : HYSTT 2 - Dr. Ursula Catena (Italy)

Station 5 : Septum - Dr. Evy Gillet (Belgium)

Station 6 : Septum - Dr. Hao Zhang (China)

Station 7 : Septum - Dr. Yehia Shawki (Egypt)

Station 8 : Septum - Pr. Stefano Bettocchi (Italy)

Station 9 : Shaver Myoma - Dr. Sharad Ansari (Iran)

Station 10 : Resectoscope Myoma - Dr. Helena Van Kerrebroeck (Belgium)

BREAKOUT ROOM 1

BREAKOUT ROOM 1		Day 1   9:00 AM to 17:00 PM
SESSION TITLE: <b>WS 2 &amp; 8 HOT Hands-on Suturing Training Workshop</b>		CHAIR: Dr. Istvan Argay (Hungary) Dr. Bedayah Amro (UAE)
<b>THEORETICAL - 20 Minutes per group</b> Pre-recorded lecture of Dr. Armando Romeo (Italy)  <b>PRACTICAL HANDS-ON</b> (2 hours 30 Mins each group of 25 to 30 Pax - 2 Participants per station)  <b>9:00 AM to 11:30 AM (GROUP 1) - With Dr. Bedayah Amro</b> <b>11:30 AM to 14:00 PM (GROUP 2) - With Dr. Istvan Argay</b> <b>14:30 PM to 17:00 PM (GROUP 3) - With Dr. Istvan Argay</b>		
FACULTY	LECTURE TITLE	DURATION
ALL FACULTIES	Welcome, Introductions and Course Overview	15 Mins
	Perfect stitch theory, needle and needle holder anatomy and knowing basic knotting technique	
	HANDS-on: Loading the needle, lay on the tissue (+ 5 minutes demonstration at main station)	25 Mins
	HANDS-on: Stitch dominant hand, oblique line (+5 minutes demonstration at main station )	25 Mins
	Q&A Discussions	5 Mins
	HANDS-on: Knoting, expert technique (+10 minutes demonstration )	60 Mins
	Suturing Competition for Workshop Participants - With winner recognition	20 Mins
END - BREAK & TRANSITION TO THE NEXT GROUP		5 Mins




BREAKOUT ROOM 2

BREAKOUT ROOM 2		Day 1   9:00 AM to 10:30 AM
SESSION TITLE:  <b>SIGNATURE MASTERCLASS</b> <b>"Uterine Myomas from A to Z: Precision Diagnosis, Timeless Techniques, and Emerging Therapies"</b>	CHAIR:  Pr. Juan Gilabert (Spain) Pr. Ertan Saridogan (UK)	
<b>Learning Objectives:</b> <u>By the end of the session, participants should be able to:</u> 1. Master current diagnostic strategies, including the role of ultrasound, MRI, and AI-enhanced imaging. 2. Understand classical surgical techniques for myomectomy and hysterectomy, including technical rules and decision-making. 3. Evaluate medical and non-excisional treatment options, including UAE, RFA, HIFU, and microwave ablation. 4. Analyze comparative outcomes of different techniques in terms of bleeding, fertility, recovery, and reintervention. 5. Build personalized treatment algorithms based on patient profile, symptoms, fertility goals, and available technology.		
FACULTY	LECTURE TITLE	DURATION
Pr. Ertan Saridogan (UK)	Understanding the Landscape of Uterine Myomas: Prevalence, Impact, and Patient Profiles	15 Mins
Pr. Nicolas Bourdel (France)	Diagnostic Strategies - From Ultrasound to AI-enhanced MRI: Mapping Myomas for Personalized Care"	15 Mins
Pr. Juan Gilabert (Spain)	The Classical Cornerstone - Mastering the Technical Rules: Myomectomy and Hysterectomy in the Age of Precision Surgery	15 Mins
Dr. Ibrahim Abd Elrahman (UAE)	Laparoscopic Myomectomy Over The Years - Lessons Learnt	15 Mins
Dr. Wael Sammur (UAE)	Never Too Small Fibroma for Contained Morcellation	15 Mins
All Faculties	Q&A Discussions	15 Mins

BREAKOUT ROOM 2		Day 1   11:00 AM to 12:30 PM
SESSION TITLE: <b>SIGNATURE MASTERCLASS</b> <b>Robotic</b>	CHAIR: Dr. Denis Tsepov (UK)	
FACULTY	LECTURE TITLE	DURATION
Dr. Denis Tsepov (UK)	Introduction to robotic surgery : see more , excise more, damage less	15 Mins
Dr. Charlotte Maene (Belgium)	Surgical robot, robotic instruments and DaVinci Eco-system	15 Mins
Ms. Nadine Di-Donato (UK)	Robotic hysterectomy: from simple to crazy	15 Mins
Dr. Denis Tsepov (UK)	Robotic Myomectomy : tips and tricks	15 Mins
Dr. Denis Tsepov (UK)	Robotic surgery for endometriosis: from peritoneal excision to bowel resection. Robotic techniques and outcomes	15 Mins
All Faculties	Q&A Discussions	15 Mins

BREAKOUT ROOM 2		Day 1   14:00 PM to 15:30 PM		
SESSION TITLE: <b>SIGNATURE MASTERCLASS</b> <b>Difficult Hysterectomy</b>		CHAIR: Dr. Razan Nasir (UAE)		
<b>Learning Objectives:</b> <u>By the end of the session, participants should be able to:</u> 1. Identify the main predictors of difficulty in laparoscopic hysterectomy. 2. Understand the anatomical and technical challenges in difficult hysterectomy scenarios. 3. Apply advanced dissection techniques and energy sources safely. 4. Manage intraoperative complications and conversions effectively. 5. Tailor the surgical approach to complex patient profiles (e.g., endometriosis, obesity, prior surgeries, large uteri).				
FACULTY		LECTURE TITLE		DURATION
Dr. Razan Nasir (UAE)		Defining “Difficult” Hysterectomy		15 Mins
Dr. Nour Abosada (UAE)		Preoperative Planning & Strategy		15 Mins
Dr. Basma Al Maamari (UAE)		Intraoperative Tips & Tricks		15 Mins
Pr. Sven Becker (Germany)		MIS-Hysterectomy – The Never-Always List of Do's and Don't's		15 Mins
All Faculties		Case-Based Discussion and Q&A		30 Mins

BREAKOUT ROOM 2		Day 1   16:00 PM to 18:00 PM		
SESSION TITLE: <b>SIGNATURE MASTERCLASS</b> <b>Ultrasound in ART patients: how a correct diagnosis can improve their surgical and medical management</b>		CHAIR: Pr. Caterina Exacoustos (Italy)  <b>GE Healthcare</b>		
<b>Learning Objectives:</b> <p>This course will provide each participant the necessary skill in vaginal ultrasound (US) to adequately assess the pelvic organs and to identify the presence and extent of gynecologic pathology prior to the ART treatment. The participants will learn how to best visualize the uterus, adnexa and surrounding pelvic structures, their pathology related to reproduction. Through images, videos and live scan the participants will learn how to evaluate uterine pathology, such as fibroids , adenomyosis and congenital anomalies that can have an important impact on embryo implantation. They will learn how to best visualize by US uterine fibroids and distinguish them from adenomyosis and to evaluate which type of this uterine pathology had an impact on embryo implantation and pregnancy. The correct diagnosis with 2D and 3D US and classification of uterine congenital abnormalities and their impact before and after surgical treatment will be also teaches . Great emphasis will be given to learn how to assess by US ovarian pathology which can have an impact on ovarian reserve and oocyte quality in particular the endometrioma. Finally, the US diagnosis of deep infiltrative endometriosis and the involvement of pelvic organs and the impact of this disease on reproduction will be shown and discussed</p> <p><u>By the end of the session, participants should be able to:</u></p> <ol style="list-style-type: none"><li>1. To describe the criteria for diagnosis of adenomyosis on US and their importance in ART</li><li>2. To evaluate correctly uterine fibroids that had impact on pregnancy outcome and to use US follow up to assess different medical or surgical treatments.</li><li>3. To classify correctly Mullerian anomalies with 3D US and to understand the clinical significance and the real impact on reproduction before and after surgical treatment.</li><li>4. To evaluate by US an endometrioma and its US features that could have an impact on ART outcome</li><li>5. To describe the systematic approach to sonographic evaluation of the pelvis in infertile women with suspected endometriosis.</li></ol>				
FACULTY		LECTURE TITLE		DURATION
Dr. Alessandra Di Giovanni (Italy)		DEEP Endometriosis US evaluation and impact on fertility		15 Mins
Pr. Caterina Exacoustos (Italy)		Adenomyosis the correct US diagnosis and impact on reproductive outcome		15 Mins
All Faculties		LIVE SCAN with Q&A Discussions - with GE Healthcare		30 Mins
Pr. Errico Zupi (Italy)		ENDOMETRIOMA:US characteristics impact on ART and oocyte quality		15 Mins
Dr. Harald Krentel (Germany)		Uterine fibroids impact on reproduction		15 Mins
Dr. Brunella Zizolfi (Italy)		Diagnosis and impact on reproduction of congenital uterine anomalies		15 Mins
All Faculties		Q&A Discussions		15 Mins

EXCLUSIVE ROOM

EXCLUSIVE ROOM		Day 1   9:00 AM to 10:30 AM
SESSION TITLE: <b>SIGNATURE MASTERCLASS</b> “Frozen Pelvis: Unfreezing the Surgical Mindset”		CHAIR: Pr. Mohamed Mabrouk (UK) Pr. Rodrigo Fernandes (Brazil)
<b>Learning Objectives:</b> By the end of the session, participants should be able to: 1. Recognize the defining anatomical and surgical features of a “frozen pelvis.” 2. Apply compartment-based logic to navigate obliterated planes. 3. Perform ureterolysis and nerve-sparing dissection in hostile fibrotic environments. 4. Anticipate and manage intraoperative complications during radical dissection. 5. Shift from a reactive to a proactive mindset when planning complex pelvic surgery.		
FACULTY	LECTURE TITLE	DURATION
Pr. Rodrigo Fernandes (Brazil)	Introduction: Definition, causes (endometriosis, malignancy, radiation), key challenges	10 Mins
Dr. Marco Puga (Chile)	Anatomy Revisited	15 Mins
Pr. Mohamed Mabrouk (UK)	Dissection Logic	15 Mins
Dr. Marco Puga (Chile)	Surgical Strategies	20 Mins
Pr. Rodrigo Fernandes (Brazil)	Case Video Analysis	20 Mins
All Faculties	Q&A Discussions	10 Mins

EXCLUSIVE ROOM		Day 1   11:00 AM to 12:30 PM
SESSION TITLE: <b>SIGNATURE MASTERCLASS</b> "The Innovation Panel: New Frontiers in Myoma Therapy"		CHAIR: Pr. Juan Gilabert (Spain) Pr. Liselotte Mettler (Germany)
FACULTY	LECTURE TITLE	DURATION
Pr. Jamal Aldeen Alkoteesh (UAE)	Uterine Artery Embolization: Outcomes, complications, fertility data	15 Mins
Dr. Emilie Faller (France)	Radiofrequency Ablation (RFA & TFA): Techniques, data, and pregnancy reports	15 Mins
Pr. Liselotte Mettler (Germany)	Current AI advised surgical treatment options in comparison to MRI-guided Focused Ultrasound MRgFUS	15 Mins
Dr. Melanie Schubert (Germany)	Radio frequency ablation under US guidance (SONATA) - critical analysis	15 Mins
Pr. Igno Siebert (South Africa)	Comparative Outcomes & Decision-Making Choosing Wisely: Evidence-Based Myoma Therapy by Patient Profile	15 Mins
All Faculties	Q&A Discussions	15 Mins

TOOL KIT  
AVAILABLE

Please see from the  
activity handbook

EXCLUSIVE ROOM		Day 1   14:00 PM to 15:30 PM
SESSION TITLE: <b>SIGNATURE MASTERCLASS</b> “Laparoscopic Complications in Gynecologic Surgery – Prevention, Recognition, and Rescue ”		CHAIR: Pr. Resad Paya Pasic (USA) Dr. Antoine Watrelot (France)
<b>Learning Objectives:</b> By the end of the session, participants should be able to: • Recognize the most frequent and high-impact complications in GYN laparoscopy. • Integrate preventive strategies into surgical planning and execution. • Develop step-by-step approaches for early detection and rapid intervention. • Share lessons learned from real cases to reduce recurrence.		
FACULTY	LECTURE TITLE	DURATION
Pr. Resad Paya Pasic (USA)	Introduction & Setting the Stage	5 Mins
Dr. Nassir Habib (France)	High-Risk Complications & Prevention Strategies: Major Vascular Injuries	15 Mins
Pr. Resad Paya Pasic (USA)	High-Risk Complications & Prevention Strategies: Urinary Tract Injuries (Bladder & Ureter)	15 Mins
Dr. Afshin Fazel (France)	Unacceptable Management & Complications of Endometriosis	15 Mins
All Faculties	Case-Based Panel – “Complication Courtroom”	20 Mins
Dr. Antoine Watrelot (France)	Managing the Aftermath & Surgical Safety Checklist	20 Mins

EXCLUSIVE ROOM		Day 1   16:00 PM to 17:30 PM
SESSION TITLE: <b>SIGNATURE MASTERCLASS</b> "Pelvic Congestion Syndrome"		CHAIR: Dr. Nour Abosada (UAE) Dr. Susana Maia (Portugal)
FACULTY	LECTURE TITLE	DURATION
Dr. Susana Maia (Portugal)	Anatomy and Pathways of the Pelvic Venous System Venous Hemodynamics and Mechanisms of Congestion	15 Mins
Dr. Zeinab Hakim (UAE)	Not Every Pain is Endo : Clinical signs, symptom overlap, and when to suspect PCS	15 Mins
Dr. Jinita Majithia (UAE)	Diagnostic models , Role of transvaginal Doppler, CT, MRI, and venography.	15 Mins
Dr. Nour Abosada (UAE)	How Laparoscopy Reveals What Imaging Misses and Corrective Techniques	15 Mins
Dr. Ahmad Abdelmuhdi (UAE)	Non-Surgical Treatment, The Role of Coil Embolization and IR Techniques.	15 Mins
All Faculties	Q&A Discussions	15 Mins



EXCLUSIVE ROOM

BREAKOUT ROOM 3		Day 1   11:00 AM to 12:30 PM
SESSION TITLE: <b>SIGNATURE MASTERCLASS</b> "Compartmental Mastery in Endometriosis Surgery: The Posterior Compartment in Endometriosis: Diagnosis and Surgical Strategy"		CHAIR: Pr. Ewa Milnerowicz-Nabzdyk (Poland) Dr. William Kondo (Brazil)
<b>Learning Objectives:</b> <u>By the end of the session, participants should be able to:</u> 1. Systematically approach diagnosis of deep endometriosis in complex compartments 2. Understand the anatomical planes and retroperitoneal structures critical to safe surgery 3. Choose the appropriate surgical technique based on lesion depth and location 4. Perform nerve-sparing and fertility-preserving dissection when possible 5. Collaborate effectively with multidisciplinary teams in advanced cases		
FACULTY	LECTURE TITLE	DURATION
Pr. Resad Paya Pasic (USA)	Anatomy & Strategy: Retroperitoneal Roadmap: Key Spaces in the Posterior Compartment	20 Mins
Dr. Hanan Gharbi (UAE)	Beyond the Uterosacral Ligaments: How to Diagnose Posterior Compartment Disease	20 Mins
Dr. William Kondo (Brazil)	Anatomy & Strategy: From Shaving to Segmental Resection: Step-by-Step Posterior Surgery	20 Mins
Pr. Ewa Milnerowicz-Nabzdyk (Poland)	Mastering Bowel Surgery in Deep Endometriosis	20 Mins
All Faculties	Q&A Discussions: Controversies in the Posterior Compartment	10 Mins

BREAKOUT ROOM 3		Day 1   114:00 PM to 15:30 PM
SESSION TITLE: <b>SIGNATURE MASTERCLASS</b> "Compartmental Mastery in Endometriosis Surgery: The Lateral Compartment in Endometriosis: Diagnostic and Surgical Strategy"		CHAIR: Dr. Alessandra Di Giovanni (Italy) Pr. Shailesh Puntambekar (India)
<b>Learning Objectives:</b> <u>By the end of the session, participants should be able to:</u> 1. Systematically approach diagnosis of deep endometriosis in complex compartments 2. Understand the anatomical planes and retroperitoneal structures critical to safe surgery 3. Choose the appropriate surgical technique based on lesion depth and location 4. Perform nerve-sparing and fertility-preserving dissection when possible 5. Collaborate effectively with multidisciplinary teams in advanced cases		
FACULTY	LECTURE TITLE	DURATION
Dr. Alessandra Di Giovanni (Italy)	Recognizing the Invisible: Diagnostic Challenges in the Lateral Compartment	20 Mins
Pr. Shailesh Puntambekar (India)	Dissecting the Sidewall: Surgical Landmarks of the Lateral Compartment	20 Mins
Dr. Filipa Osorio (Portugal)	Managing Parametrial and Ureteral Disease: A Structured Approach	20 Mins
Pr. Juan Gilabert (Spain)	Endometriosis of the lateral compartment: Step by step	20 Mins
All Faculties	Q&A Discussions: Limits and Judgement in Lateral Compartment Surgery	10 Mins

BREAKOUT ROOM 3		Day 1   16:00 PM to 17:30 PM
SESSION TITLE: <b>SIGNATURE MASTERCLASS</b> "Compartmental Mastery in Endometriosis Surgery: The Anterior Compartment in Endometriosis: Diagnosis, Dissection, and Reconstruction"		CHAIR: Pr. Guenter Noe (Germany) Dr. William Kondo (Brazil)
<b>Learning Objectives:</b> <u>By the end of the session, participants should be able to:</u> 1. Recognize symptoms and imaging signs of anterior compartment disease 2. Understand when to do shaving vs full-thickness bladder resection 3. Dissect the vesicouterine space safely, especially in scarred cases 4. Perform or assist in bladder repair and follow-up 5. Manage interdisciplinary decision-making (urology, fertility)		
FACULTY	LECTURE TITLE	DURATION
Pr. Guenter Noe (Germany)	Unfolding the Vesicouterine Space: Anterior Pelvic Anatomy for Endometriosis Surgery	20 Mins
Dr. Razan Nasir (UAE)	When the Bladder Hurts: Diagnosing Anterior Compartment Endometriosis	20 Mins
Dr. William Kondo (Brazil)	Bladder Endometriosis Surgery: From Peritoneal Disease to Full-Thickness Resection	20 Mins
All Faculties	Q&A Discussions: Bladder Disease in the Young Patient – How Far Should We Go	30 Mins

## BREAKOUT ROOM 4

BREAKOUT ROOM 4

Day 1 | 11:00 AM to 14:00 PM

SESSION TITLE:

### **SIGNATURE MASTERCLASS** **GE HEALTHCARE SIMULATOR WORKSHOP**



GE HealthCare

Volutracer®  
**OPUS**

**Voluson**  
*Advanced*

#### SESSION DESCRIPTION

An immersive, hands-on gynecology ultrasound workshop blended with GE HealthCare Voluson ultrasound and Volutracer OPUS real-time scanning simulator to sharpen practical imaging skills. Participants practice key Gynecology exam workflows on realistic cases, building accuracy, confidence, and speed in image acquisition and interpretation. Designed for immediate clinical impact, with guided coaching, feedback, and repeatable practice in a risk-free environment.

Q&A Discussions